

3M Cloud Library—Sneak Peek

Please note that these shots are just samples and do not connect to a library and are not meant to show what books will be available on the Kansas account.

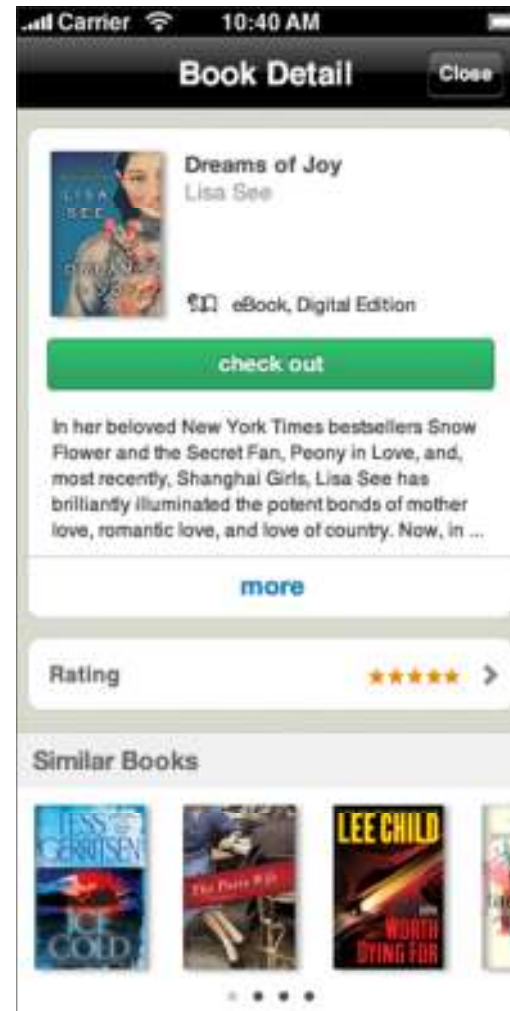
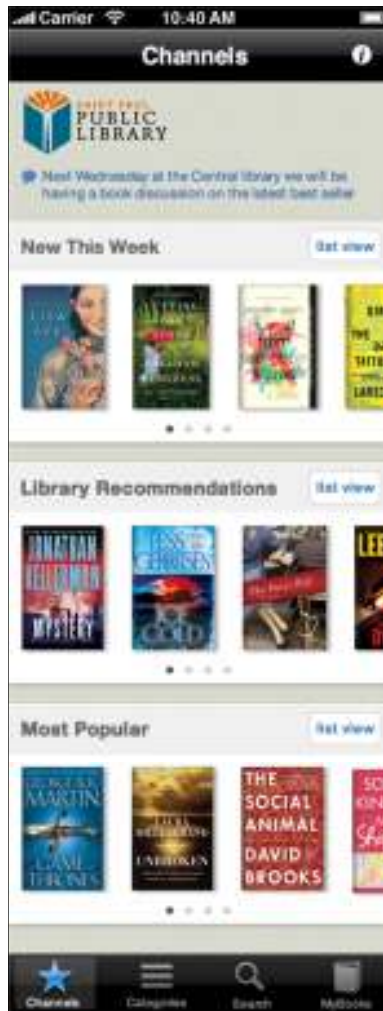
Download books directly to a computer, tablet or smartphone. Apps available for Apple and Android devices allow you to use the site directly.

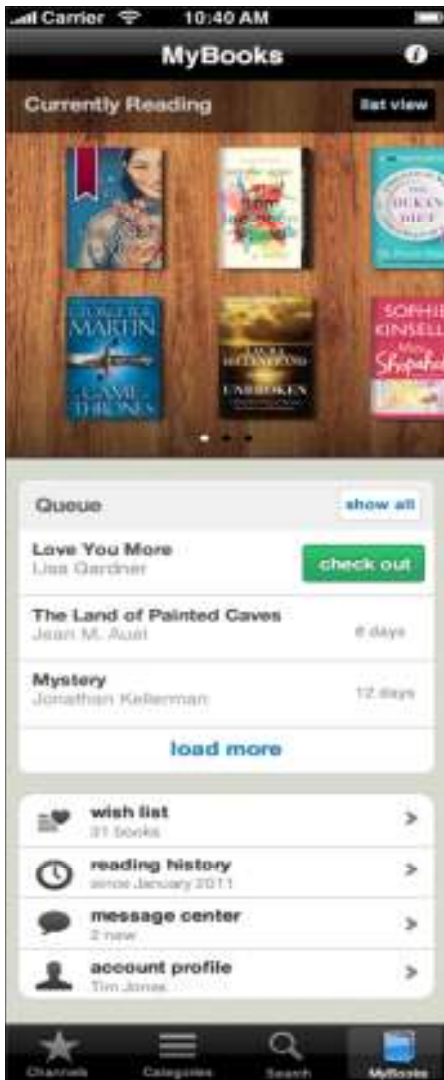
Use the computer to download a book and transfer it to readers such as the Nook or Sony eReader. You may also transfer the book to your app-compatible device instead of using the direct download. It is up to you!



Checking out a Book (as shown on an iPhone—screens similar across types of devices and on your computer)

Browse or search for a book from the main screen. You will have the ability to browse by library-recommended categories (newest books, staff picks, etc) or by genre categories (mystery, romance, etc) Find a book you like, then click on it to read more about the book, check it out or put it on hold. Notice that the second screen shows that each book will recommend similar books to you.





This screen shows your account on 3M Cloud Library. It shows books you currently have checked out, your holds list (queue, also shows an estimate of your wait), and links to other information such as your wishlist and profile.