

ACADEMIC LIBRARIES

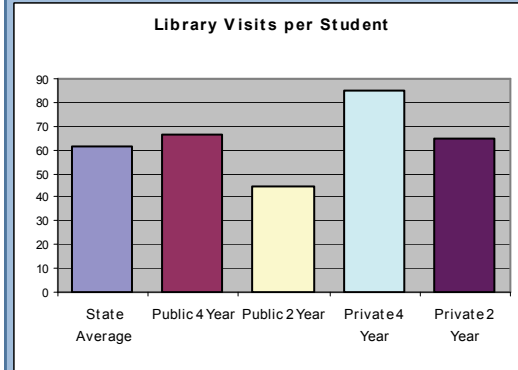
2008 STATISTICAL PROFILE FOR KANSAS

ACADEMIC LIBRARY USE

LIBRARY VISITS

Kansas students visited their libraries 8,844,264 times in 2006.

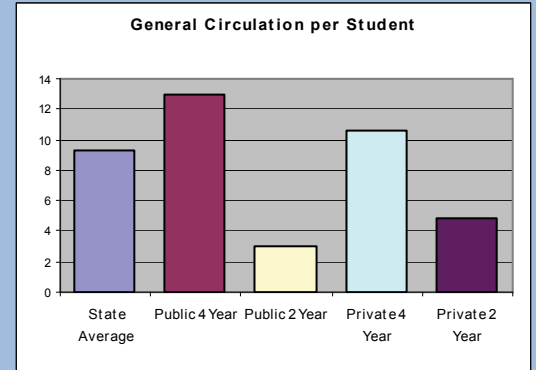
This comes to an average of 61.4 visits per student.



CIRCULATION

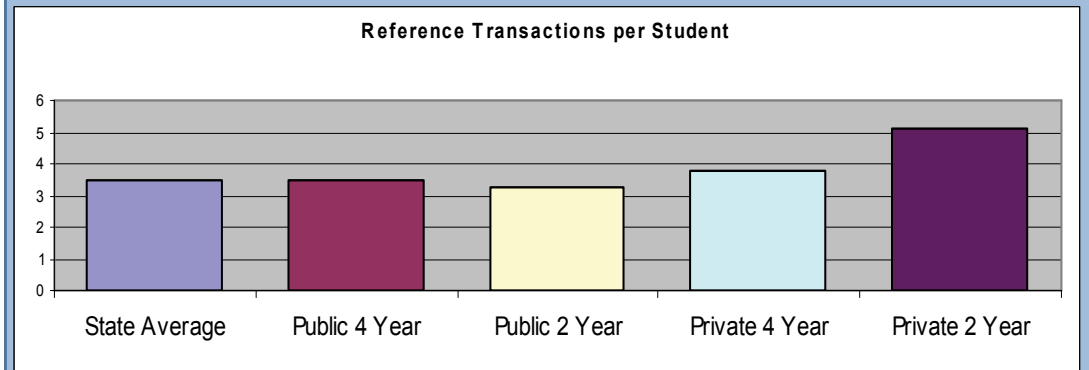
In 2006, students at Kansas colleges and universities checked out 1,331,030 items and 89,040 reserve materials.

That's 9.9 total items per student.



REFERENCE TRANSACTIONS

Academic library personnel responded to 496,184 reference requests in 2006, or about 3.4 questions per student.



HOW KANSAS LIBRARIES COMPARE

Kansas academic libraries compare well to their peer institutions across the country. A number of Kansas institutions ranked in the top 5% of similar institutions.

Public four year institutions: **Emporia State University** ranked 14th out of 656 similar institutions in program attendance per student; **University of Kansas** 28/656 in number of books per student.

Public two year institutions: **Colby Community College** 48/1,000 reference transactions per student; **Flint Hills Technical College** 24/1,000 in library programs per student; **Independence Community College** 26/1,000 in library programs per student and 33/1,000 reference transactions per student; **Kansas City Kansas Community College** 46/1,000 total resources per student, 27/1,000 library programs per student, and 46/1,000 in library program attendance per student; **Wichita Area Technical College** 42/1,000 reference transactions per student.

Private four year institutions: **Central Baptist Theological Seminary** 24/1,872 in number of books per student and 10/1,872 library visits per student.

**STATE DATA CENTER
AT THE STATE
LIBRARY OF KANSAS**

State Capitol Building
Room 343-N
300 SW 10th Avenue
Topeka, KS 66612

Tel: 785-296-3296
E-mail: sdc@kslib.info

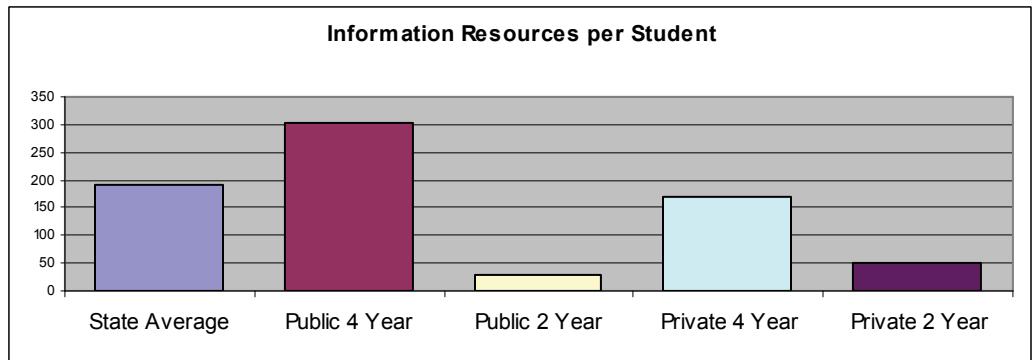


<http://kslib.info/sdc>

QUICK LIBRARY FACTS

ACADEMIC LIBRARY COLLECTIONS

There were 27,457,914 resources, including 11,019,767 books available to students in Kansas' academic libraries in 2006.

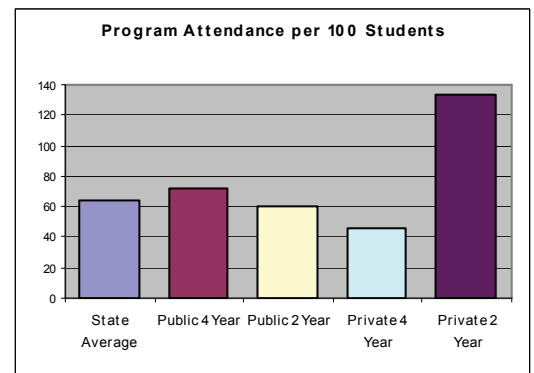
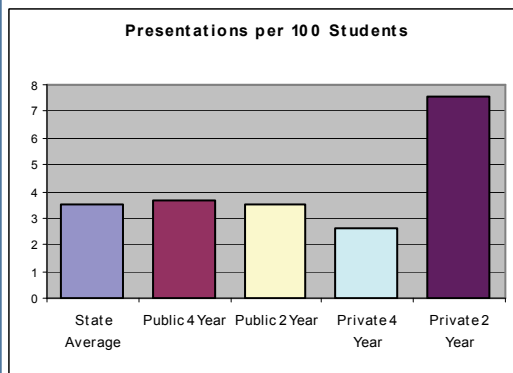


INTERLIBRARY LOAN

Kansas academic libraries borrowed 99,272 items from other libraries to fulfill Kansas students' research needs.

LIBRARY PROGRAMMING

In 2006, 93,201 students attended the 5,074 programs presented by academic libraries. That is about 65% of all students.



WERE ON THE WEB!
WWW.KSLIB.INFO/SDC

Data Sources, unless otherwise noted:

Holton, B., Hardesty, L., and O'Shea, P. (2008). *Academic Libraries: 2006* (NCES 2008-337). National Center for Education Statistics, Institute of Education Sciences, U.S. Department of Education. Washington, DC.

Notes:

The NCES data aggregates all libraries of a given institution.

The term "student" refers to the full time equivalent (FTE) enrollment rate provided by the NCES, which utilizes the Digest of Education Statistics formula.

ELECTRONIC RESOURCES

According to the Association of College and Research Libraries' 2006 *Academic Library Trends and Statistics* survey:

- Kansas students logged on to electronic resources an average of 20 times;
- While there, they conducted an average of 75.8 queries to those resources; and
- Requested an average of 34.7 items from those resources.

KANSAS' POST-SECONDARY INSTITUTIONS

Kansas' post-secondary institutions can be categorized in many ways. For the purposes of this report, they are classed by degree or certificate tenure (two or four year) and by their sector, public or private. Given this organization, there are: 3 private two year institutions, 21 private four year institutions, 24 public two year institutions, and 8 public four year institutions.